

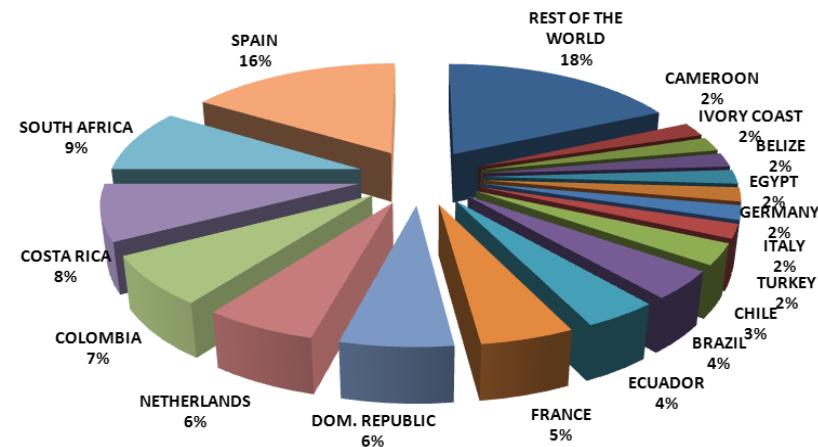
United Kingdom: Fresh Produce - Imports and Exports

IMPORTS

VOLUME (TONS)

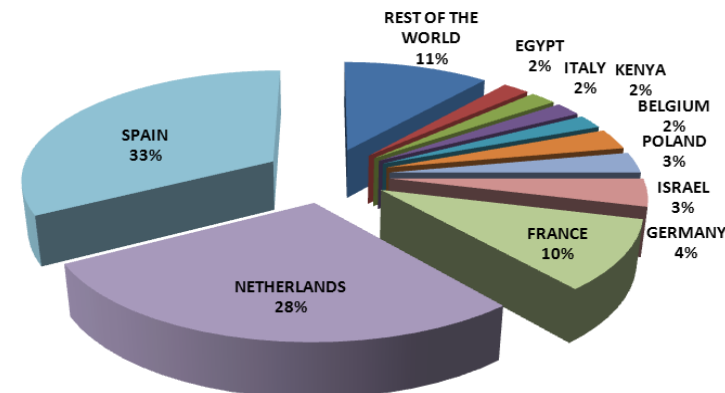
FRESH FRUIT	2012	SHARE	5 YR CAGR
Bananas	1,062,614	30%	2%
Apples	476,525	14%	0%
Oranges	276,873	8%	-2%
Mandarins	264,280	8%	-1%
Grapes	241,869	7%	-3%
Melons	151,679	4%	-1%
Pineapples	143,748	4%	4%
Pears	138,063	4%	0%
Raisins	111,830	3%	-1%
Other	632,039	18%	
TOTAL	3,499,520	100%	0%

COUNTRY OF ORIGIN



Bananas from Latin America dominate fruit imports, followed by apples from France and South Africa. Spain provides over half of all mandarins and recently surpassed South Africa as the top orange supplier. Pineapples from Costa Rica peaked in 2011.

FRESH VEGETABLES	2012	SHARE	5 YR CAGR
Potatoes	412,553	17%	-4%
Tomatoes	399,394	17%	-1%
Onions	322,039	14%	-5%
Cauliflower	178,226	8%	13%
Lettuce	161,479	7%	-1%
Peppers	131,414	7%	2%
Cucumbers	75,524	6%	0%
Celery	67,657	3%	11%
Other	624,773	21%	
TOTAL	2,373,059	100%	-1%



The UK imports about 85% of vegetables from the EU. The Netherlands provide the bulk of tomatoes and onions while Spain sources most of the cauliflower and celery, the two fastest-growing commodities. France is the leading potato supplier.

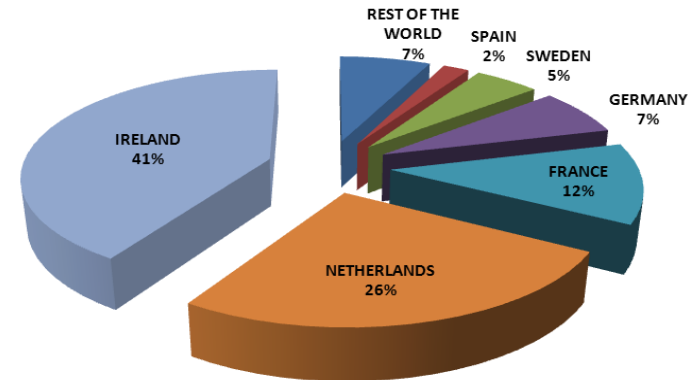
United Kingdom: Fresh Produce - Imports and Exports

EXPORTS

VOLUME (TONS)

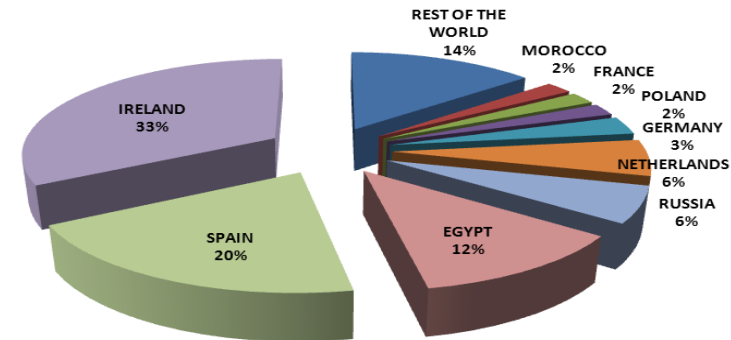
FRESH FRUIT	2012	SHARE	5 YR CAGR
Oranges	29,688	29%	15%
Bananas	14,823	15%	-24%
Apples	14,817	15%	-18%
Fresh, nes	7,342	7%	9%
Pineapples	5,752	6%	-9%
Grapes	5,644	6%	-13%
Mandarins	3,502	3%	1%
Other	20,417	19%	
TOTAL	101,985	100%	-7%

DESTINATION COUNTRY



The majority of UK fruit export activity involves re-exports to neighboring Ireland, the Netherlands and France.

FRESH VEGETABLES	2012	SHARE	5 YR CAGR
Potatoes	272,984	79%	2%
Carrots	16,339	5%	5%
Root vegetables	12,354	4%	4%
Onions	9,333	3%	5%
Other	36,677	9%	
TOTAL	347,689	100%	1%



Potato exports to Egypt and Russia now account for 24% of volume, up from 11% in 2008 while Spain and Ireland's share has remained fairly steady at roughly 50%.